

GENERAL FEATURE

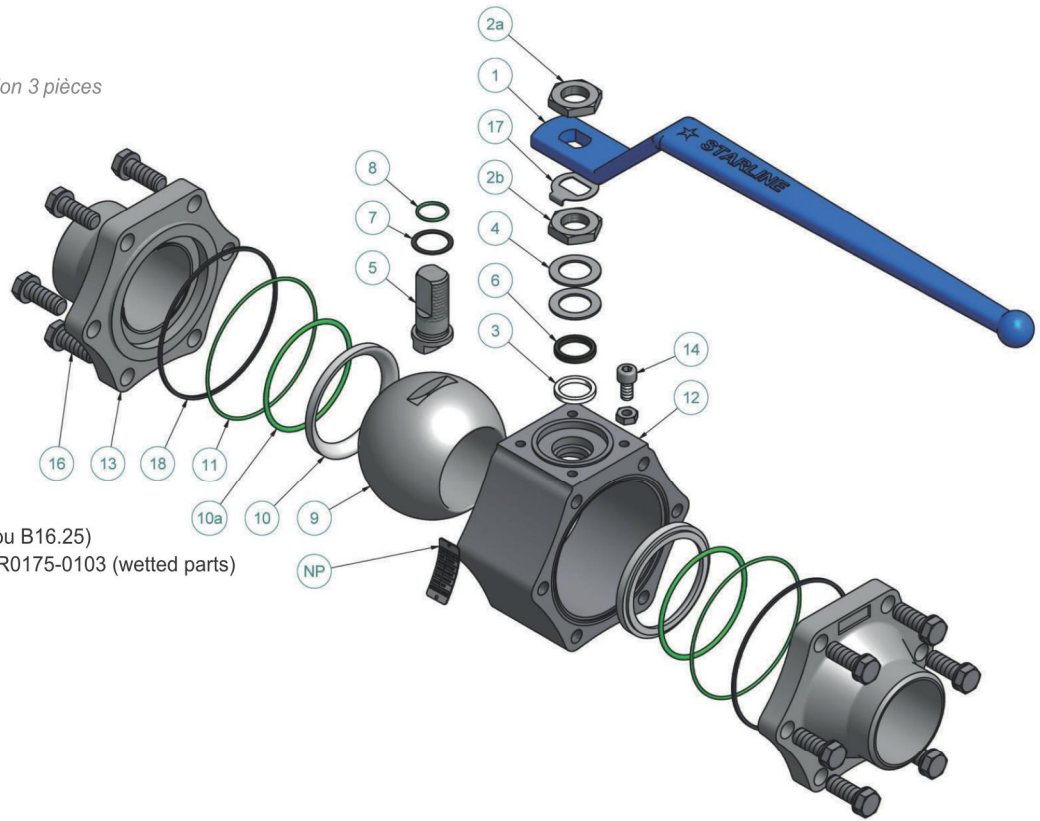
Floating ball / Boisseau flottant
3 pieces Construction / Construction 3 pièces
Full bore / Passage intégral
Soft seat / Siège souple
Bidirectional
TA-LUFT
Anti Blow out proof stem.
Autoadjustable packing.
Anti static device.
Self-cavity relief

STANDARDS

Marking : MSS SP25
Top flange ISO 5211
Testing API 598, Rate A
Design : selon B16-34
SW Connections : ASME B16.11
BW Connections : ASME B16.5 (ou B16.25)
MATERIAL : ASTM and NACE MR0175-0103 (wetted parts)

OFFICIAL APPROVALS

CERTIFICATE FIRE SAFE
ISO 15848 RATE B
ATEX 94-9EC
PED Module H CAT III
SIL 3
EN 161/EN 264



ITEM NO	QTY	PART NAME	NOMENCLATURE	CARBON STEEL MATERIAL 115 SGSG-CL600	STAINLESS STEEL MATERIAL 116 SGSG-CL600
NP	1	Name plate	Plaque d'indentification	AISI 316	AISI 316
1	1	Handle	Levier	Carbon steel + Epoxy coated ^{Note1}	Carbon steel + Epoxy coated ^{Note1}
2a	2	Handle nut	Ecrou levier	AISI 316	AISI 316
2b					
3	2	Packing ring	Garniture	Graphite	Graphite
4	2	Spring washers	Rondelle ressort	AISI 316 Treated	AISI 316 Treated
5	1	Antistatic stem	Tige antistatique	AISI 316/316L Dual Certified	AISI 316/316L Dual Certified
6	1	Gland packing	Fouloir	AISI 316	AISI 316
7	1	Thrust washer	Rondelle butée	PTFE	PTFE
8	1	"O" ring stem	Joint torique	Viton	Viton
9	1	Ball	Sphère	AISI 316/316L Dual Certified	AISI 316/316L Dual Certified
10	2	Seats	Sièges	"RPTFE"	"RPTFE"
10a	2	Seats gasket	Joint de sièges	Viton	Viton
11	2	1° Body seals	1° Joint de corps	"RPTFE"	"RPTFE"
12	1	Body	Corps	LF2	AISI 316/316L Dual Certified
13	2	End connections	Embout	LF2	AISI 316/316L Dual Certified
14	1	Stop-pin	Butée	AISI 316	AISI 316
16	12	Bolts	Vis	L7 + Zinc Plated	B8
17	1 ^{Note2}	Stop washer	Rondelle frein	AISI 316	AISI 316
18	2	2° Body seals	2° Joint de corps	Graphite	Graphite

Note 1: Carbon Steel + Plastic for DN65 - 2.1/2"

Note 2: Qty 0 for DN 65 - 2.1/2"

SUPER STAR N°1

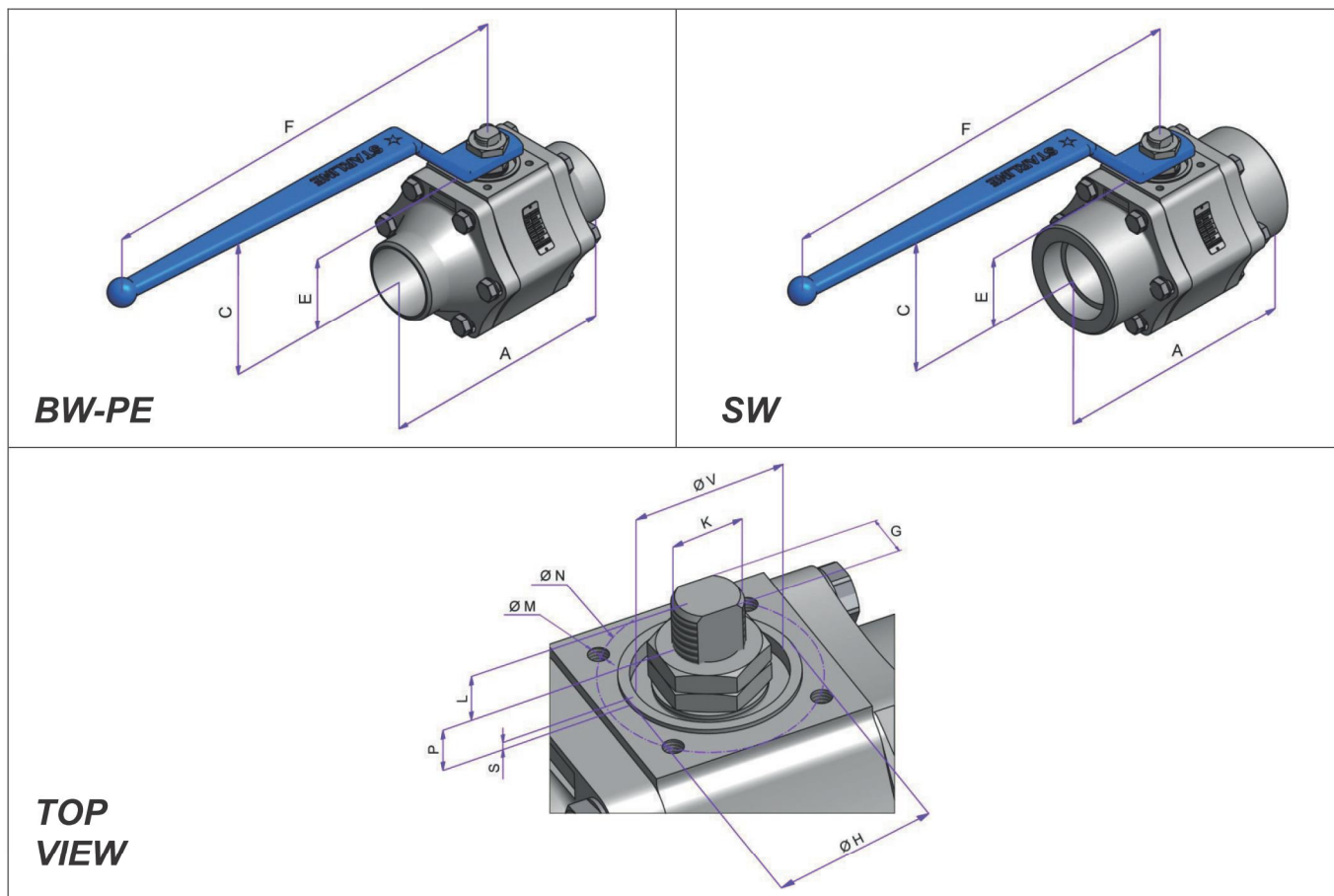
FLOATING BALL VALVE

CLASS 600 - DN50-65 FB - 2.1/2" FB

RACCORDEMENT A SOUDER

Fig: 115SGS /116SGS

WELDING ENDS

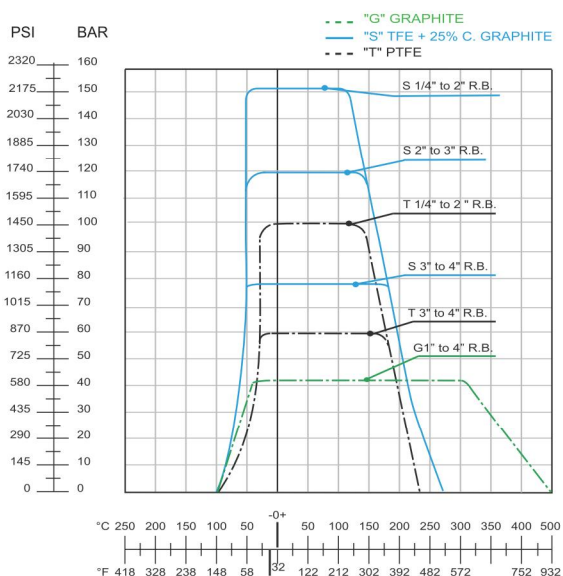


FULL BORE								TOP MOUNTING										ISO 5211	TORQUE [N.m]	MAST [N.m]
VALVE SIZE		DIMENSION [mm]						WEIGHT [kg]	DIMENSIONS [mm]											
NPS	DN	A	BORE	C	E	F	BW-PE-SW	L	P	S	V	K	G	H	N	M				
2" x 2"	50 x 50	191	49	122	58.7	218	7	12.5	12.5	1.5	30	M15x1.5	8.9	35	50	M6x10	F05	80	180	
2.1/2" x 2.1/2"	65 x 65	210	62	136	70	420	14	17	18	1.5	48	M22x1.5	16	55	70	M8x12	F07	92	386	

- Net torque mesured with clean water at ambient temperature

- Mast for AISI 316 material

PRESSURE/TEMPERATURE LIMITATION OF SEAT SEAL (according working conditions)



DIFFERENT CONFIGURATIONS (others on request)

