

GENERAL FEATURE

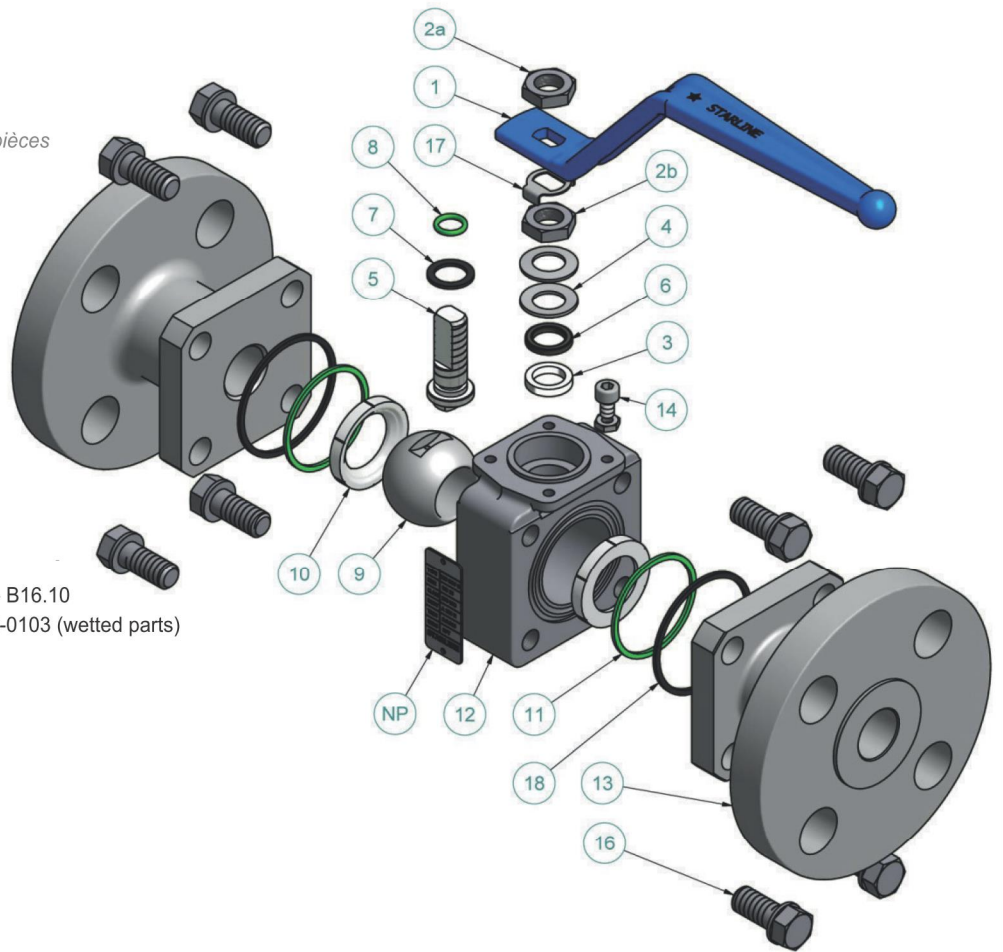
Floating ball / Boisseau flottant
 3 pieces Construction / Construction 3 pièces
 Reduced bore / Passage réduit
 Soft seat / Siège souple
 Bidirectional
 TA-LUFT
 Anti Blow out proof stem
 Autoadjustable packing
 Anti static device
 Self-cavity relief

STANDARDS

Marking : MSS SP25
 Top flange : ISO 5211
 Testing : API 598, Rate A
 Design : selon B16-34
 FLANGED Connections : ASME B16.5 - B16.10
 MATERIAL : ASTM and NACE MR0175-0103 (wetted parts)

OFFICIAL APPROVALS

FIRE SAFE
 ISO 15848 RATE B
 ATEX IM2 / II 2 GD
 PED Module H CAT III
 SIL 3
 EN 161/EN 264



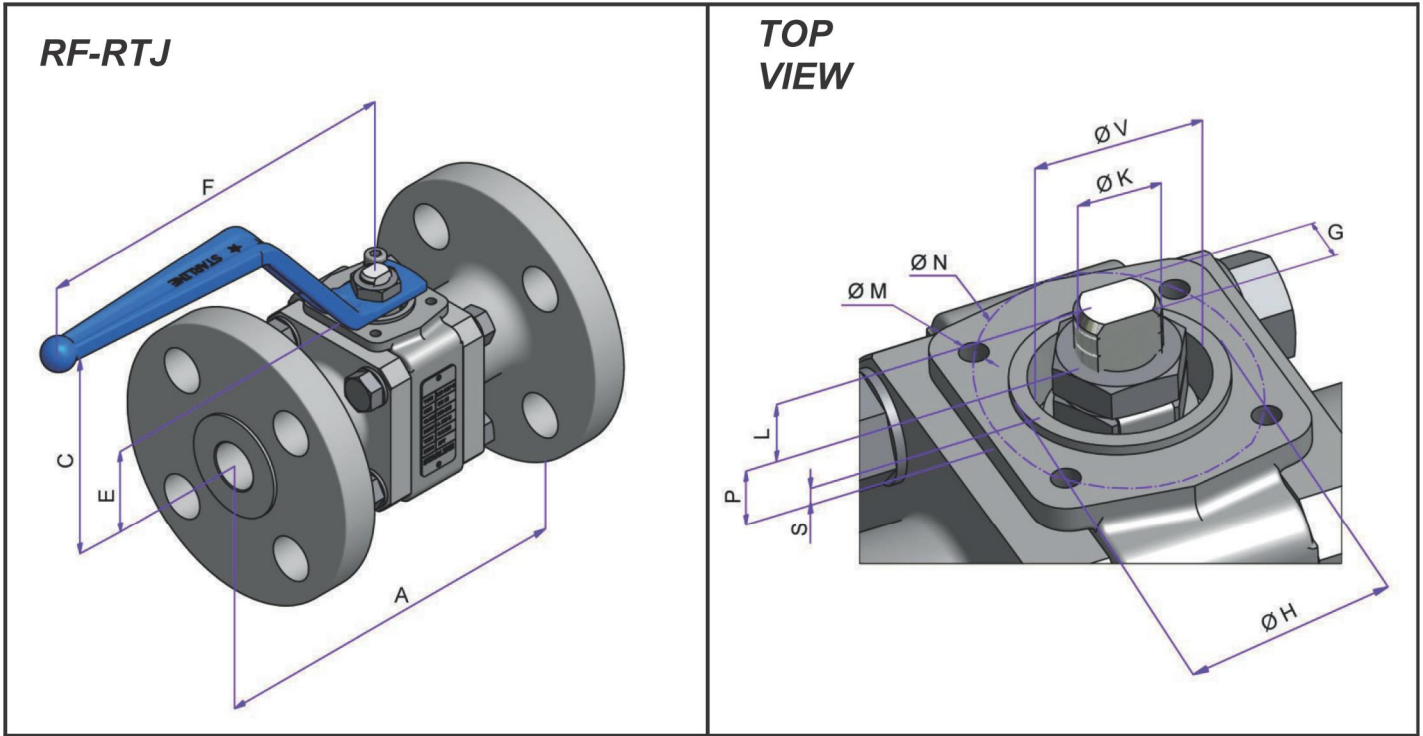
ITEM NO	QTY	PART NAME	NOMENCLATURE	CARBON STEEL MATERIAL 235 SGSG-CL150	STAINLESS STEEL MATERIAL 236 SGSG-CL150
NP	1	Name plate	Plaque d'indentification	AISI 316	AISI 316
1	1	Handle	Levier	Carbon steel + Epoxy coated	Carbon steel + Epoxy coated
2a	2	Handle nut	Erou levier	AISI 316	AISI 316
2b					
3	1	Packing ring	Garniture	Graphite	Graphite
4	2	Spring washers	Rondelle ressort	AISI 316 Treated	AISI 316 Treated
5	1	Antistatic stem	Tige antistatique	AISI 316/316L Dual Certified	AISI 316/316L Dual Certified
6	1	Gland packing ^{Note1}	Fouloir	AISI 316	AISI 316
7	1	Thrust washer	Rondelle butée	PTFE	PTFE
8	1	"O" ring stem	Joint torique	Viton	Viton
9	1	Ball	Sphère	AISI 316/316L Dual Certified	AISI 316/316L Dual Certified
10	2	Seats	Sièges	"RPTFE"	"RPTFE"
11	2	1° Body seals	1° Joint de corps	"RPTFE"	"RPTFE"
12	1	Body	Corps	LF2	AISI 316/316L Dual Certified
13	2	End connections	Embout	LF2	AISI 316/316L Dual Certified
14	1	Stop-pin	Butée	AISI 316	AISI 316
16	8	Bolts	Vis	L7 + Zinc Plated	B8
17	1	Stop washer	Rondelle frein	AISI 316	AISI 316
18	2	2° Body seals	2° Joint de corps	Graphite	Graphite

Note 1: Qty 2 for DN 25 - 1"

MASTER STAR N°3
FLOATING BALL VALVE

CLASS 150 - DN15+50 RB - 1/2"±2" RB
Fig: 235SGS /236SGS

RACCORDEMENT A BRIDES
FLANGED ENDS

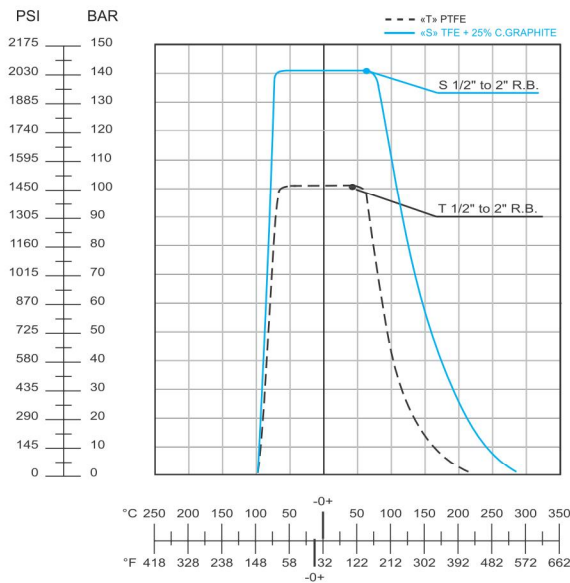


REDUCED BORE										TOP MOUNTING												
VALVE SIZE		DIMENSIONS [mm]						WEIGHT [kg]		DIMENSIONS [mm]										ISO 5211	TORQUE [N.m]	MAST [N.m]
NPS	DN	RF	RTJ	BORE	C	E	F	RF	RTJ	L	P	S	V	K	G	H	N	M				
1/2" x 3/8"	15 x 10	108	/	11.1	79	30.5	144	2	/	3.6	5.4	1.5	21	M10x1	5.5	25	36	M5x8	F03	9	65	
3/4" x 1/2"	20 x 15	117.5	/	14.2	81	32.5	144	2.7	/	3.6	5.9	1.5	21	M10x1	5.5	25	36	M5x8	F03	12	65	
1" x 3/4"	25 x 20	127	140	20.5	98	39	172.5	3.8	4	9	5	1.5	25	M12x1.25	7.5	30	42	M5x8	F04	17	100	
1.1/4" x 1"	32 x 25	140	152.5	25.4	100	38	172.5	6.5	7	10	10	1.5	25	M12x1.25	7.5	30	42	M5x8	F04	22	100	
1.1/2" x 1.1/4"	40 x 32	165	178	31.7	110	43.5	218	7.8	8	13	14	1.5	30	M15x1.5	8.9	35	50	M6x10	F05	27	180	
2" x 1.1/2"	50 x 40	178	191	38	112	47.5	218	10	10.5	14	14	1.5	30	M15x1.5	8.9	35	50	M6x10	F05	30	180	

- Net torque mesured with clean water at ambient temperature

- Mast for AISI 316 material

PRESSURE/TEMPERATURE LIMITATION OF SEAT SEAL (according working conditions)



DIFFERENT CONFIGURATIONS (others on request)

